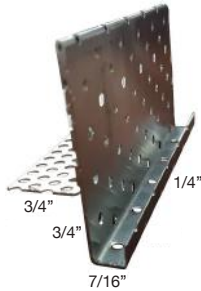


MOULURES VENTILÉES

EN « T »

pose de revêtement horizontal


T-ALUM



EN « L »

pose de revêtement vertical, ouvertures, haut de mur, etc.

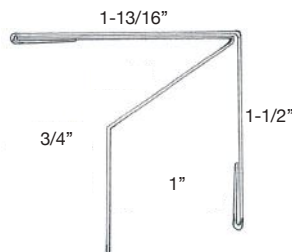
L-ALUM



HAUT DE MUR 1''

haut de murs et dessous d'ouvertures
(revêtement de 5/8'')

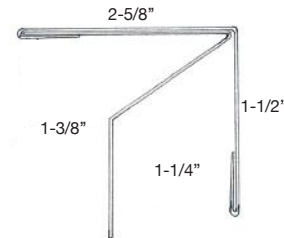
O-ALUM



HAUT DE MUR 1 1/4''

haut de murs et dessous d'ouvertures
(revêtement et moulures 1 1/4'')

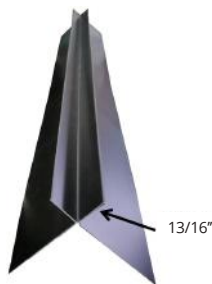
OS-ALUM



COINS


EXTÉRIEUR 90°

CE-ALUM



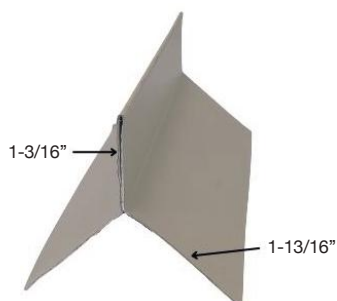
INTÉRIEUR

CI-ALUM



EXTÉRIEUR 135°- 1''

CEBS1-ALUM



EXTÉRIEUR 135°- 2''

CEBS2-ALUM

